

Registering for Calibre Audio

Calibre Audio is an audiobook service that gives you access to over 17,000 fiction and non-fiction books for adults and children in accessible formats that suit you.

Formats available:

- Digital Downloads
- Streaming - via Alexa or 'My Calibre' website
- USB stick

Cost:

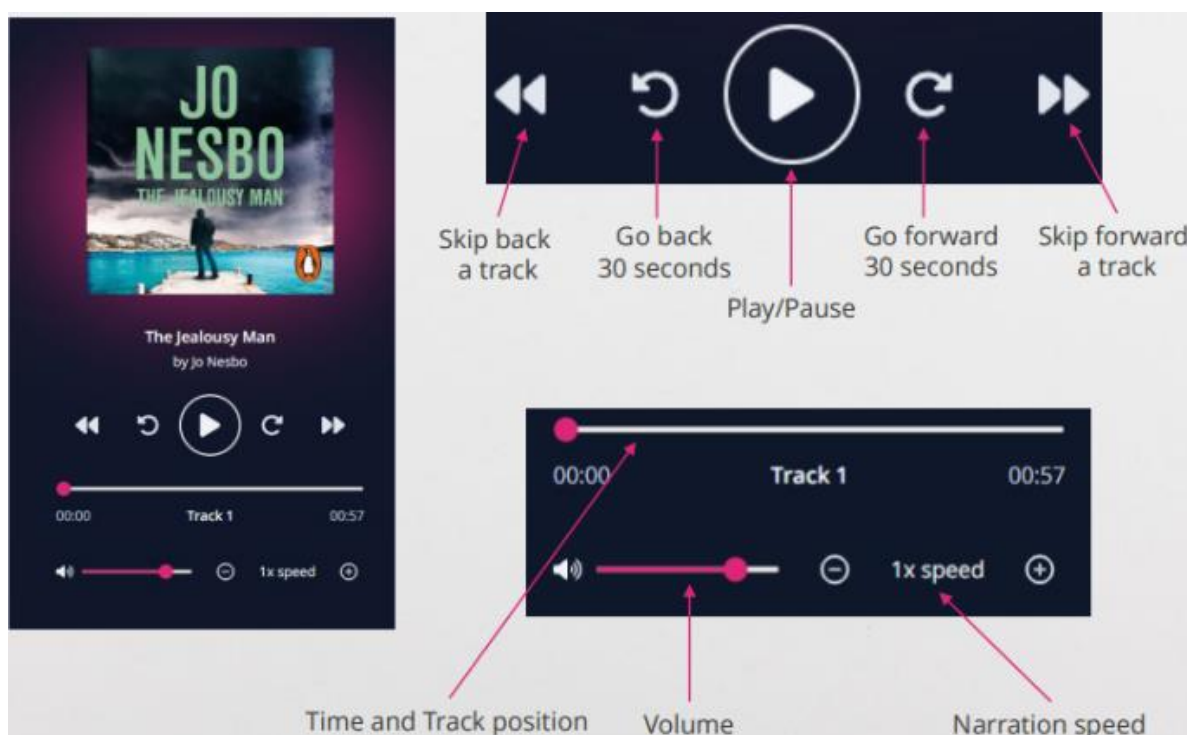
- Under 25 yrs - FREE
- USB memory stick service only - FREE
- Digital Downloads or Streaming - £3 per month or £30 per year

To register with Calibre Audio, follow these steps:

- Go to Calibre Audio website - <https://www.calibreaudio.org.uk/>
- Click 'Sign Up' in the top right-hand corner.
- Complete the form with your email and create a password. Tick the 2 boxes confirming your eligibility and agreement to terms.
- A confirmation email will then be sent to you. Please follow the link in the email **within 24 hours**.
- The link will take you to 'My Calibre'. Click log in and add your email and password and click 'log in'.
- On the next page, a yellow box will appear on the right-hand side titled, '**We just need some more information**'. Click 'Finish signing up'.
- Complete your personal information and make your listening selection that the bottom - streaming, downloads and/or USB. See costs above.

Streaming

- Sign into your My Calibre account (<https://my.calibre.org.uk/>).
- Once signed in, you can search for books via the 'Latest Releases' 'Categories', 'Authors' or the search magnifier.
- Select a book by clicking on the book title or cover picture.
- You will be given a book summary and can listen to a sample by clicking on the 'play button' (pink/purple sideways triangle).
- Once you select a book you would like, click 'Add to playlist'.
- The button will change green and say 'Added!' If you click on the button again, it will take you to your 'dashboard'. You can also click on the person in the pink circle (top right-hand corner of the screen) and select 'dashboard' from the dropdown menu.
- You can start the book by clicking on the cover or clicking on the title. It will also display how many days are left before it is due.
- The below controls will then appear:



- Once you've finished listening to a book, you can return it by selecting the 'Return' button (picture of a bin).

Alexa

- To listen to your books via Alexa, open the Alexa app.
- Click more in the bottom right-hand corner.
- Click 'skills & games'
- Search for 'My Calibre player' and select.
- Click settings, then link account. This will take you to the MyCalibre login page. Complete your details and click 'continue'
- Once the screen shows you have successfully linked your account, click 'Close'.
- You can then listen to audio books from your playlist via Alexa by saying '**Alexa open my Calibre player**'
- Alexa will list the books you have added to online playlist.

To add books to your online playlist:

- Sign into your My Calibre account (<https://my.calibre.org.uk/>).
- Once signed in, you can search for books via the 'Latest Releases' 'Categories', 'Authors' or the search magnifier.
- Select a book by clicking on the book title or cover picture.
- You will be given a book summary and can listen to a sample by clicking on the 'play button' (pink/purple sideways triangle).
- Once you select a book you would like, click 'Add to playlist'.
- The button will change green and say 'Added!'
- The books will then be available on your Alexa.
- Once you have finished listening to a book, return to your online account.
- Open your dashboard by clicking on the person in the pink circle (top right-hand corner of the screen) and select 'dashboard' from the dropdown menu.
- Click the 'return' button (picture of a bin) underneath the book you wish to return.

Downloads

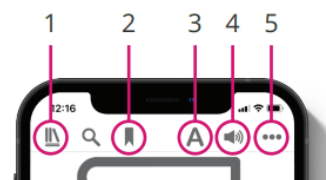
- To download audiobooks you will need to download the ‘Dolphin EasyReader’ app.
- Go to the App Store and search for “Dolphin EasyReader”
- Select “Install” to download the app.
- Once installed, open the app.
- Click on the picture of books in the top left-hand corner. This opens the menu.
- Select Calibre Audio (if this is not in the list, click ‘Manage Libraries’, scroll to Calibre Audio, and toggle the selection to ‘on’) - this opens your Calibre login page.
- Complete your details and click ‘login’. Your username is your membership number.
- Once signed in you can search for books via ‘All Book’ or ‘Categories’
- Select a book by clicking on the book title or cover picture.
- Once you pick a book you like, click the ‘borrow’ button. The book will be added to ‘My Library’.
- Click ‘My Library’, select the title and then click ‘download’. Whilst downloading, the progress will be displayed as %.
- When complete, you can open the book and begin listening using the ‘open’ button. The book will also be available in the Calibre Audio’s ‘My Library’ list and Dolphin EasyReader’s ‘My Books’.
- Tap the book cover to open the book. The below settings will appear:

3. Style settings - you can alter the font size, spaces and colours.

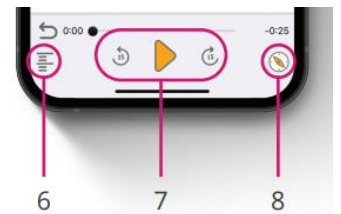
4. Audio settings - here you can set the speed of the reading and volume.

5. Book options - find out where in the audiobook you are

6. Track listing - navigate to a desired track by tapping on it.



7. Player controls - these allow you to play, pause, and rewind or fast forward.



- To return your book, open the menu (stack of books) and select 'My Books'
- Tap on the information icon (white circle with i inside) next to the book you wish to return.
- Tap on the bin icon in the top right of the screen and click 'yes' when asked if you want to remove the book.
- In 'My Books' you can also swipe left on the book title to reveal a 'delete' option.

USB

- Once signed in, you can search for books via the 'Latest Releases' 'Categories', 'Authors' or the search magnifier.
- Select a book by clicking on the book title or cover picture.
- You will be given a book summary and can listen to a sample by clicking on the 'play button' (pink and purple sideways triangle).
- Once you have selected a book you would like, click 'Add to postal list'.
- If you change your mind about a book, click the 'bin' icon and it will be removed.
- Calibre will automatically send out USB sticks containing books on your list in 'added' date order.
- Once finished, please return the USB directly to CalibreAudio. Instructions on how to do this will be include with your USB stick.
- There is no limit to the number of books you can have on your postal request list.
- The memory sticks can be played on any USB player. If you would like to purchase one, please call Helen our Low Vision Coordinator on 01670 514316.