

BorrowBox App

BorrowBox is an app providing library services to your phone or tablet. You can borrow eBooks and eAudiobooks for free.

To download the BorrowBox app on your phone or tablet, follow these steps:

- Go to Google Play Store or App store for Apple users.
- Search for “BorrowBox”
- Select “Install” to download the app
- Once installed, open the app.
- **Already a member of Northumberland Libraries?** - Enter your local library name, ID/barcode shown on your membership card and pin number. If you do not have any of these details, you can contact your local library for them (0345 600 6400).
- **If you are not a member**, you can join online by clicking ‘Not a member? Join Now’ and following the online instructions, or by visiting your local library and join in-person. If you join online, you will still need to collect your membership card in-person.
- Once you have added your details, click ‘Sign In’
- Accept the Terms and Conditions by clicking ‘Agree’
- Complete your registration by adding your email and a display name the clicking ‘Complete Registration’

My Loans - this section shows all the books, magazines and audiobooks you have borrowed and the date they are due to be returned.

- Click on a cover to open a book or issue.
- You will be able to see how many days remain on your loan next to the cover.
- You can renew a loan by clicking 'renew' next to the book you wish to retain.
- You can return books by click 'Return' next to the book no longer need.

My Reading Lists - shows a list of books you have saved for future borrowing.

To add eBooks, eAudiobooks or ePress issues to the list, press and hold any cover. Click 'Add to Reading List' will appear.

eBooks - a selection of books you can borrow and read on your phone or tablet.

- Click on 'eBooks' at the bottom of the screen.
- You can select 'Adult', 'Young Adult' or 'Children'.
- Your search is then broken down into 'Featured', 'Explore', 'Genres' or 'All Releases'.
- Click on a book cover then select 'Preview' to read a few pages of the book.
- Click anywhere on the page and a back button (white ←) will appear at the top. If you do not wish to borrow the issue, click the arrow and continue your search.

- If you wish to borrow the book, click 'Borrow' in the top right-hand corner or click the back arrow and the 'Borrow' option will also be available at the bottom of the page.
- A popup will appear saying 'Loan Successful. Keep browsing or download and read now?'
- Selecting 'Keep Browsing' will return you to the search section and the loan book will appear in your 'My Loans' list for later.
- If you select 'Read Now', you will be taken to the below screen:

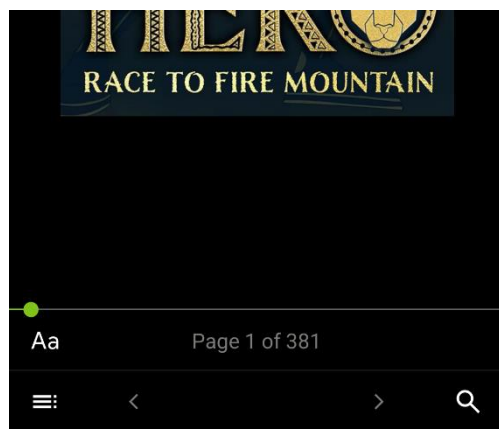


Add or remove a bookmark



Opens a menu which includes:

- View Title Details
- Delete Downloads
- Give Feedback

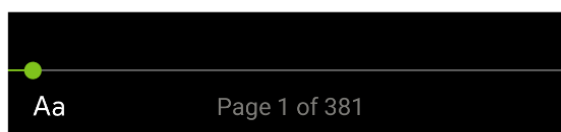


Opens page settings to let you change:

- Background colour
- Font
- Font size
- Brightness of screen



Gives you a table of contents



Select a page - Place your finger on the green dot and slide it back and forward along the line to select a specific page

- To change page - swipe your finger across the screen (Right to Left for next page and Left to Right for previous page).
- All currently borrowed books will be shown in 'My Loans' section.


ePress - a selection of magazines and newspapers are available for you to download and read.

- Click on 'ePress' at the bottom of the screen.
- You can select 'Adult', 'Children' or 'All' publications.
- Your search is then broken down into 'Featured', 'Genres' or 'All Releases'.
- Click on a publication cover then select 'Preview' to see a selection of pages from the issue.
- Click anywhere on the page and a back button (white ←) will appear at the top. If you do not wish to borrow the issue, click the arrow and continue your search.
- If you wish to borrow the issue, click 'Borrow' in the top right-hand corner or click the back arrow and the 'Borrow' option will also be available at the bottom of the page.
- A screen will advise you of how many loans you have available left.
- You will be given the option to:
 1. 'Confirm Loan + Subscribe' - this will let you borrow this issue and send you the new issues as they are released for that publication.
 2. 'Borrow Issue Only' - just borrow this one issue.
 3. 'Cancel' - cancel your choice.
- If you have selected to load an issue, you can either read it immediately or look for additional titles.
- The issue will be shown in 'My Loans' section.
- You will be able to borrow 4 magazines or newspapers at any one time.
- You must return them before being able to borrow more.

eAudiobooks - a selection of Audiobooks you can borrow and listen to via your phone or tablet.

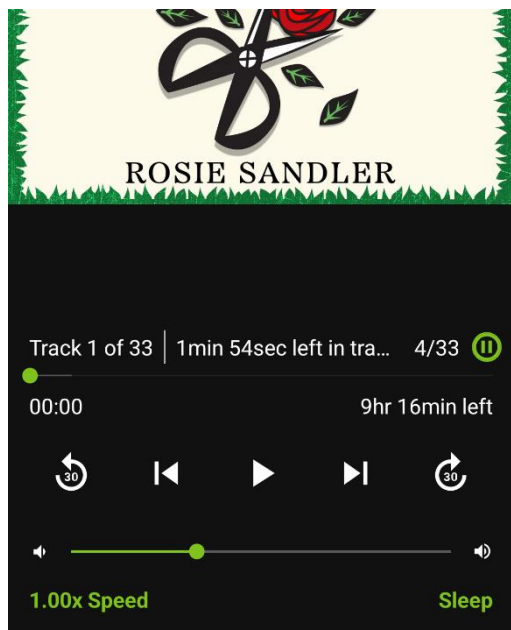
- Click on 'eAudiobooks' at the bottom of the screen.
- You can select 'Adult', 'Young Adult' or 'Children'.
- Your search is then broken down into 'Featured', 'Explore', 'Genres' or 'All Releases'.
- Click on a book cover then select 'Preview' to listen to a sample of the book.
- If you do not wish to borrow the book, click the green arrow at the top left-hand corner to go back.
- If you wish to borrow the book, click 'Borrow' at the bottom of the page.
- A popup will appear saying 'Loan Successful. Keep browsing or download and listen now?'
- Selecting 'Keep Browsing' will return you to the search section and the reserved book will appear in your 'My Loans' list for later.
- If you select 'Listen Now', you will be taken to the below screen.



'Details' Provides a summary of the book and publication details.
Click  to return to player.



Lists the tracks available for the book.
Click  to return to player.



Pause the recording



Replay last 30 seconds



Return to previous track or the start of the current track



Play



Go to the next track



Fast forward 30 seconds



Change reading speed - Place your finger on the green dot and slide it back and forward along the line to increase or decrease the readers speed.

ePress - a selection of magazines and newspapers are available for you to download and read.

- Click on 'ePress' at the bottom of the screen.
- You can select 'Adult', 'Children' or 'All' publications.
- Your search is then broken down into 'Featured', 'Genres' or 'All Releases'.
- Click on a publication cover then select 'Preview' to see a selection of pages from the issue.
- Click anywhere on the page and a back button (white ←) will appear at the top. If you do not wish to borrow the issue, click the arrow and continue your search.
- If you wish to borrow the issue, click 'Borrow' in the top right-hand corner or click the back arrow and the 'Borrow' option will also be available at the bottom of the page.

- A screen will advise you of how many loans you have available left.
- You will be given the option to:
 - 'Confirm Loan + Subscribe' - this will let you borrow this issue and send you the new issues as they are released for that publication.
 - 'Borrow Issue Only' - just borrow this one issue.
 - 'Cancel' - cancel your choice.
- If you have selected to load an issue, you can either read it immediately or look for additional titles.
- The issue will be shown in 'My Loans' section.
- You will be able to borrow 4 magazines or newspapers at any one time.
- You must return them before being able to borrow more.